



BLACK ROCK DESERT
HIGH ROCK CANYON
EMIGRANT TRAILS



NATIONAL CONSERVATION AREA

LEAVE NO TRACE

Leave What You Find: At a Loss

Objective:

- To show students that by removing artifacts and other features of wild lands, they are not only destroying the landscape, but also the experiences of those to come.

Materials needed:

- -Puzzle included in kit.

Instructions:

Step 1:

- Place the puzzle pieces on the ground in order. The pieces are numbered on the back.

Step 2:

- Have students form a line and walk along the “path” formed by the puzzle. As the students walk by, each should pick up a random piece of the puzzle.

Step 3:

- Have each student individually present their puzzle piece and explain its meaning. This should be difficult if not impossible—without having all the pieces together the individual parts make no sense, and only a few of the students will have seen enough of the puzzle to understand it.

Step 4:

- Put the puzzle back in order. Have students discuss why it is important to leave everything we find in the desert to allow all visitors to have a full experience.
- *As an alternate, have the puzzle pieces placed on the ground with the numbers showing and have the students pick their pieces that way. This way, no one will have seen any of the puzzle, and all the pieces will be inexplicable. How does this change our understanding of Leave What You Find?

At a Loss Activity




E

Q

W

EA

MADE




Y

O



R

BEI



U

R



FEA

𐌸

𐌹

𐌺

FO

Q

